



Between-Series Adapters

ONLINE CATALOG

Contents

CLICK ON ANY LINE TO GO DIRECTLY TO THE INDICATED PAGE

Note: Adapters are listed alphabetically—for example, to find an adapter with a TNC plug and a type N jack, see the “N jack to other series” page.

7/16 to other series	2
BNC jack to other series	3
BNC plug to other series	4
C jack to other series	5
C plug to other series.	5
G874 (locking) to other series	6
G874 (non-locking) to other series.	7
HN jack to other series.	8
HN plug to other series	8
LC jack to other series	8
MiniQDS to other series.	8
N jack to other series	9
N plug to other series	10
SMA jack to other series.	11
SMA plug to other series	11
Mounting Figures.	12
Ordering and Warranty	12

Adapters—7/16 to N

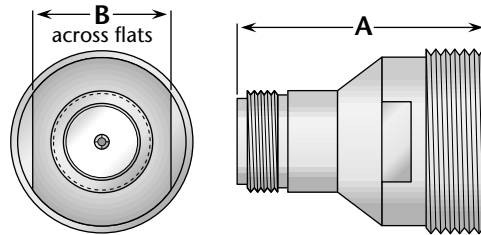


Figure 1
(7/16 jack-N jack)

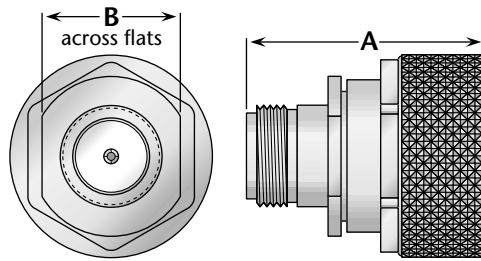


Figure 2
(7/16 plug-N jack)

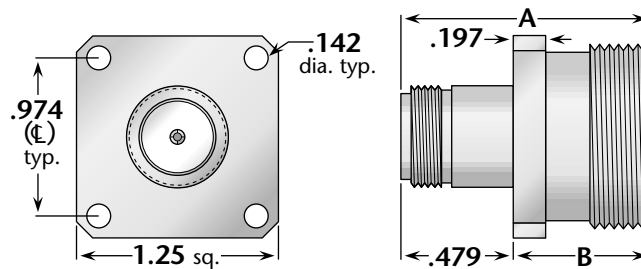


Figure 3
(7/16 jack-N jack, panel mounted)

Figure	Dimensions		Plating		Delta P/N
	A	B	Body	Contact	
1	1.33	.937	Silver	Gold (C)	2228-000-A001-29
2	1.41	.875	Silver	Gold (C)	2234-000-A001-122
3	1.33	.850	Silver	Silver (C)	2225-000-A911-9

(C) in contact plating column indicates captive contact.

Adapters—BNC Jack to Other Series

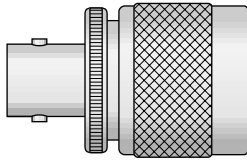


Figure 1
(BNC jack-C plug)

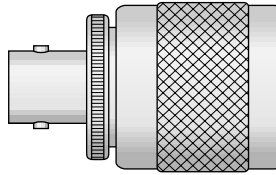


Figure 2
(BNC jack-HN plug)

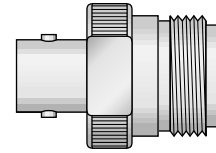


Figure 3
(BNC jack-N jack)

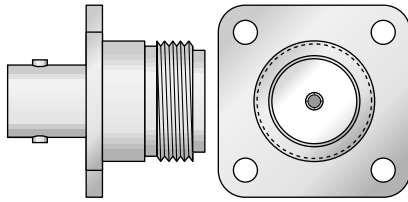


Figure 4
(BNC jack-N jack)

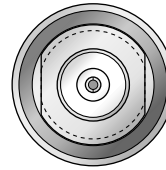


Figure 5
(BNC jack-N jack)

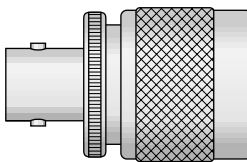
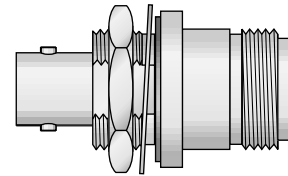


Figure 6
(BNC jack-N plug)

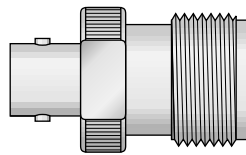


Figure 7
(BNC jack-SC jack)

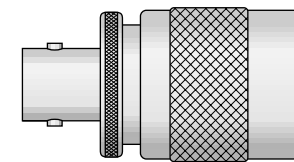


Figure 8
(BNC jack-SC plug)




Figure 9
(BNC jack-TNC jack)

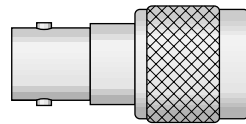


Figure 10
(BNC jack-TNC plug)

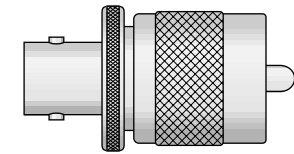


Figure 11
(BNC jack-UHF plug)

Figure	Adapter Ends	Length	Mounting Figure	Plating		Delta P/N
				Body	Contact	
1	BNC jack-C plug	1.23	None	Nickel	Silver (C)	UG-636A/U
2	BNC jack-HN plug	1.50	None	Nickel	Silver (C)	UG-309/U
3	BNC jack-N jack	1.13	None	Silver	Gold (C)	M55339/01-00001
4	BNC jack-N jack	1.39	33	Nickel	Silver (C)	2225-000-N331-6
5	BNC jack-N jack	1.75	72	Nickel	Silver (C)	UG-606/U
5	BNC jack-N jack	1.75	72	Silver	Gold (C)	M55339/25-00606
6	BNC jack-N plug	1.31	None	Nickel	Silver (C)	UG-201A/U
6	BNC jack-N plug	1.31	None	Silver	Gold (C)	M55339/20-00201
7	BNC jack-SC jack	1.23	None	Nickel	Gold (C)	2228-000-N000-9
8	BNC jack-SC plug	1.45	None	Nickel	Silver (C)	2234-000-N001-100
9	BNC jack-TNC jack	1.28	None	Nickel	Silver (C)	2234-000-N000-8
10	BNC jack-TNC plug	1.23	None	Nickel	Gold (C)	2234-000-N000-6
11	BNC jack-UHF plug	1.34	None	Nickel	Silver (C)	UG-273/U

(C) in contact plating column indicates captive contact.

Adapters—BNC Plug to Other Series

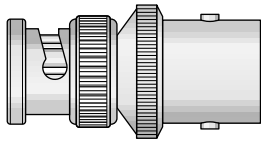


Figure 1
(BNC plug-C jack)

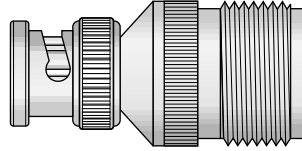


Figure 2
(BNC plug-HN jack)

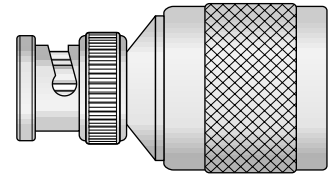


Figure 3
(BNC plug-HN plug)

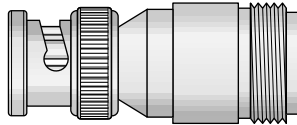


Figure 4
(BNC plug-N jack)

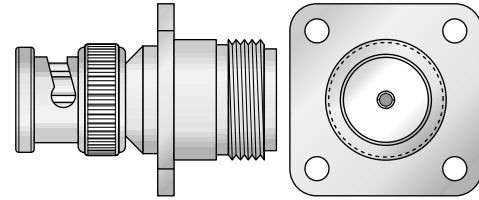


Figure 5
(BNC plug-N jack)

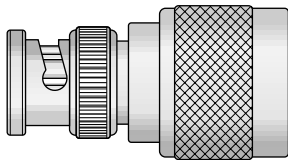


Figure 6
(BNC plug-N plug)

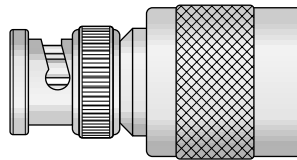


Figure 7
(BNC plug-SC plug)

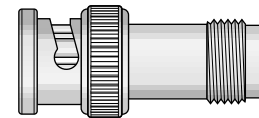


Figure 8
(BNC plug-TNC jack)

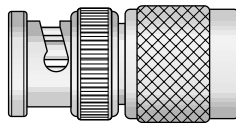


Figure 9
(BNC plug-TNC plug)

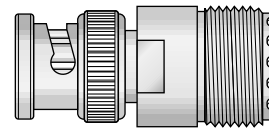


Figure 10
(BNC plug-UHF jack)

Figure	Adapter Ends	Length	Mounting Figure	Plating		Delta P/N
				Body	Contact	
1	BNC plug-C jack	1.27	None	Nickel	Silver (C)	UG-635/U
2	BNC plug-HN jack	1.58	None	Nickel	Silver (C)	2234-000-N001-10
3	BNC plug-HN plug	1.58	None	Nickel	Silver (C)	2234-000-N004-10
4	BNC plug-N jack	1.47	None	Nickel	Silver (C)	UG-349B/U
4	BNC plug-N jack	1.47	None	Silver	Gold (C)	M55339/49-00349
5	BNC plug-N jack	1.47	33	Nickel	Silver (C)	UG-335A/U
5	BNC plug-N jack	1.47	33	Silver	Gold (C)	M55339/24-00335
6	BNC plug-N plug	1.48	None	Nickel	Silver (C)	UG-1034/U
6	BNC plug-N plug	1.48	None	Silver	Gold (C)	M55339/18-01034
7	BNC plug-SC plug	1.50	None	Nickel	Silver (C)	2227-000-N000-4
8	BNC plug-TNC jack	1.25	None	Nickel	Gold (C)	2234-000-N000-9
9	BNC plug-TNC plug	1.19	None	Nickel	Silver (C)	2234-000-N000-7
10	BNC plug-UHF jack	1.33	None	Nickel	Silver (C)	UG-255A/U

(C) in contact plating column indicates captive contact.

Adapters—C Jack to Other Series

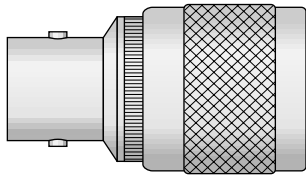


Figure 1
(C jack-HN plug)

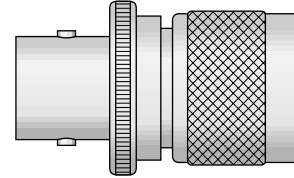


Figure 2
(C jack-N plug)

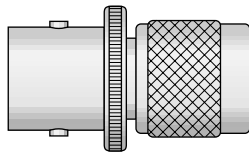


Figure 3
(C jack-TNC plug)

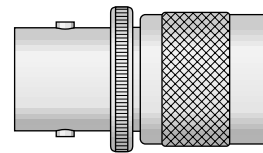


Figure 4
(C jack-UHF plug)

Figure	Adapter Ends	Length	Mounting Figure	Plating		Delta P/N
				Body	Contact	
1	C jack-HN plug	1.50	None	Nickel	Silver (C)	2234-000-N001-51
2	C jack-N plug	1.42	None	Nickel	Silver (C)	UG-564/U
3	C jack-TNC plug	1.23	None	Nickel	Silver (C)	2234-000-N000-10
4	C jack-UHF plug	1.38	None	Nickel	Silver (C)	UG-637/U

Adapters—C Plug to Other Series

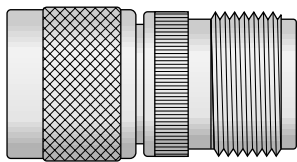


Figure 1
(C plug-HN jack)

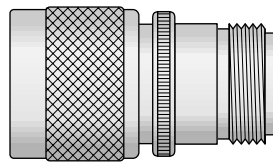


Figure 2
(C plug-N jack)

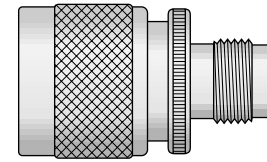


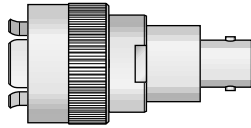
Figure 3
(C plug-TNC jack)

Figure	Adapter Ends	Length	Mounting Figure	Plating		Delta P/N
				Body	Contact	
1	C plug-HN jack	1.46	None	Nickel	Silver (C)	UG-703A/U
2	C plug-N jack	1.53	None	Nickel	Silver (C)	UG-565A/U
3	C plug-TNC jack	1.23	None	Nickel	Silver (C)	2234-000-N000-11

(C) in contact plating column indicates captive contact.

Adapters Between Series—Locking G874 to:

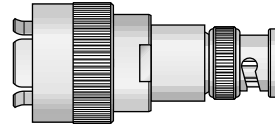
BNC Jack



Delta P/N **2234-000-N000-15**

Length: 1.66
Nominal Impedance: 50Ω
Frequency Range: DC-4.0 GHz
Operating Voltage: 500 max.

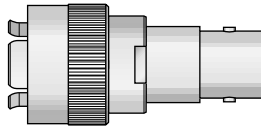
BNC Plug



Delta P/N **2234-000-N000-30**

Length: 1.81
Nominal Impedance: 50Ω
Frequency Range: DC-4.0 GHz
Operating Voltage: 500 max.

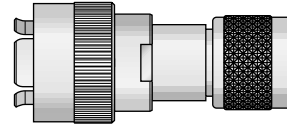
C Jack



Delta P/N **2234-000-N000-34**

Length: 1.91
Nominal Impedance: 50Ω
Frequency Range: DC-8.5 GHz
Operating Voltage: 1000 max.

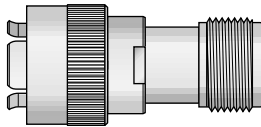
C Plug



Delta P/N **2234-000-N000-35**

Length: 2.05
Nominal Impedance: 50Ω
Frequency Range: DC-8.5 GHz
Operating Voltage: 1000 max.

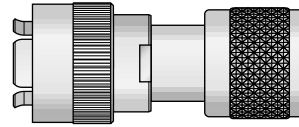
HN Jack



Delta P/N **2234-000-N000-38**

Length: 1.88
Nominal Impedance: 50Ω
Frequency Range: DC-8.5 GHz
Operating Voltage: 1500 max.

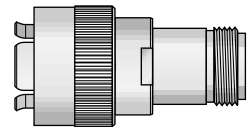
HN Plug



Delta P/N **2234-000-N000-39**

Length: 2.28
Nominal Impedance: 50Ω
Frequency Range: DC-8.5 GHz
Operating Voltage: 1500 max.

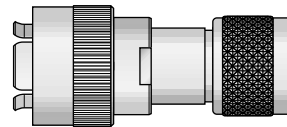
N Jack



Delta P/N **2234-000-N000-40**

Length: 1.63
Nominal Impedance: 50Ω
Frequency Range: DC-8.5 GHz
Operating Voltage: 1000 max.

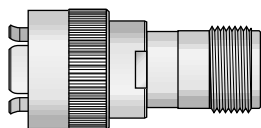
N Plug



Delta P/N **2234-000-N000-24**

Length: 2.01
Nominal Impedance: 50Ω
Frequency Range: DC-8.5 GHz
Operating Voltage: 1000 max.

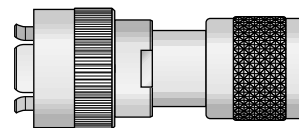
SC Jack



Delta P/N **2234-000-N000-53**

Length: 1.91
Nominal Impedance: 50Ω
Frequency Range: DC-8.5 GHz
Operating Voltage: 1000 max.

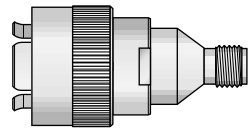
SC Plug



Delta P/N **2234-000-N000-54**

Length: 2.05
Nominal Impedance: 50Ω
Frequency Range: DC-8.5 GHz
Operating Voltage: 1000 max.

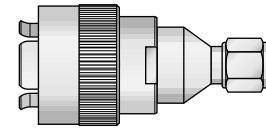
SMA Jack



Delta P/N **2234-000-N000-43**

Length: 1.68
Nominal Impedance: 50Ω
Frequency Range: DC-8.5 GHz
Operating Voltage: 335 max.

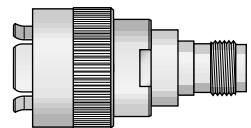
SMA Plug



Delta P/N **2234-000-N000-44**

Length: 1.84
Nominal Impedance: 50Ω
Frequency Range: DC-8.5 GHz
Operating Voltage: 335 max.

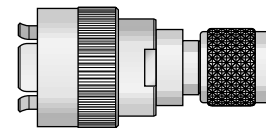
TNC Jack



Delta P/N **2234-000-N000-46**

Length: 1.66
Nominal Impedance: 50Ω
Frequency Range: DC-8.5 GHz
Operating Voltage: 500 max.

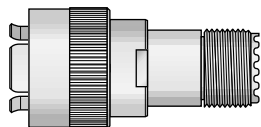
TNC Plug



Delta P/N **2234-000-N000-47**

Length: 1.87
Nominal Impedance: 50Ω
Frequency Range: DC-8.5 GHz
Operating Voltage: 500 max.

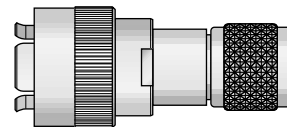
UHF Jack



Delta P/N **2234-000-N000-49**

Length: 1.80
Nominal Impedance: Nonconstant
Frequency Range: UHF Range
Operating Voltage: 500 max.

UHF Plug

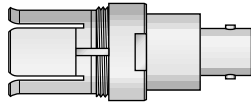


Delta P/N **2234-000-N000-50**

Length: 2.06
Nominal Impedance: Nonconstant
Frequency Range: UHF Range
Operating Voltage: 500 max.

Adapters Between Series—Non-Locking G874 to:

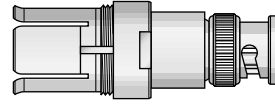
BNC Jack



Length: 1.66
Nominal Impedance: 50Ω
Frequency Range: DC-4.0 GHz
Operating Voltage: 500 max.

Delta P/N 2234-000-N000-31

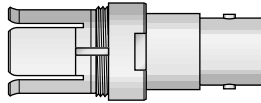
BNC Plug



Length: 1.81
Nominal Impedance: 50Ω
Frequency Range: DC-4.0 GHz
Operating Voltage: 500 max.

Delta P/N 2234-000-N000-14

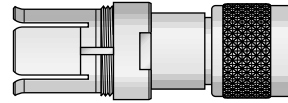
C Jack



Length: 1.91
Nominal Impedance: 50Ω
Frequency Range: DC-8.5 GHz
Operating Voltage: 1000 max.

Delta P/N 2234-000-N000-32

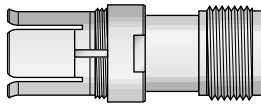
C Plug



Length: 2.05
Nominal Impedance: 50Ω
Frequency Range: DC-8.5 GHz
Operating Voltage: 1000 max.

Delta P/N 2234-000-N000-33

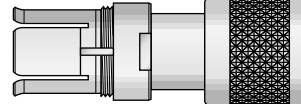
HN Jack



Length: 1.88
Nominal Impedance: 50Ω
Frequency Range: DC-8.5 GHz
Operating Voltage: 1500 max.

Delta P/N 2234-000-N000-36

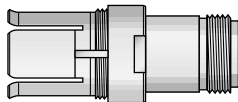
HN Plug



Length: 2.28
Nominal Impedance: 50Ω
Frequency Range: DC-8.5 GHz
Operating Voltage: 1500 max.

Delta P/N 2234-000-N000-37

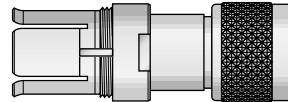
N Jack



Length: 1.63
Nominal Impedance: 50Ω
Frequency Range: DC-8.5 GHz
Operating Voltage: 1000 max.

Delta P/N 2234-000-N000-18

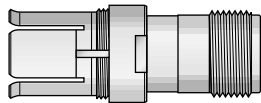
N Plug



Length: 2.01
Nominal Impedance: 50Ω
Frequency Range: DC-8.5 GHz
Operating Voltage: 1000 max.

Delta P/N 2234-000-N000-17

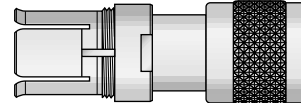
SC Jack



Length: 1.91
Nominal Impedance: 50Ω
Frequency Range: DC-8.5 GHz
Operating Voltage: 1000 max.

Delta P/N 2234-000-N000-51

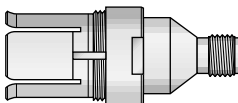
SC Plug



Length: 2.05
Nominal Impedance: 50Ω
Frequency Range: DC-8.5 GHz
Operating Voltage: 1000 max.

Delta P/N 2234-000-N000-52

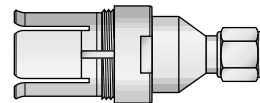
SMA Jack



Length: 1.68
Nominal Impedance: 50Ω
Frequency Range: DC-8.5 GHz
Operating Voltage: 335 max.

Delta P/N 2234-000-N000-41

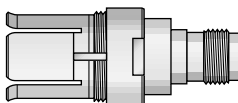
SMA Plug



Length: 1.84
Nominal Impedance: 50Ω
Frequency Range: DC-8.5 GHz
Operating Voltage: 335 max.

Delta P/N 2234-000-N000-42

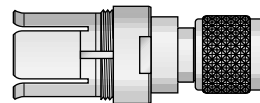
TNC Jack



Length: 1.66
Nominal Impedance: 50Ω
Frequency Range: DC-8.5 GHz
Operating Voltage: 500 max.

Delta P/N 2234-000-N000-23

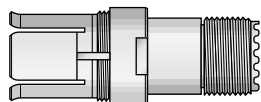
TNC Plug



Length: 1.87
Nominal Impedance: 50Ω
Frequency Range: DC-8.5 GHz
Operating Voltage: 500 max.

Delta P/N 2234-000-N000-45

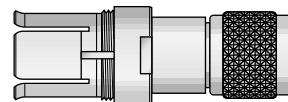
UHF Jack



Length: 1.80
Nominal Impedance: Nonconstant
Frequency Range: UHF Range
Operating Voltage: 500 max.

Delta P/N 2234-000-N000-48

UHF Plug



Length: 2.06
Nominal Impedance: Nonconstant
Frequency Range: UHF Range
Operating Voltage: 500 max.

Delta P/N 2234-000-N000-29

Adapters—HN Jack to Other Series

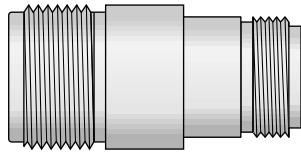


Figure 1 (HN jack-N jack)

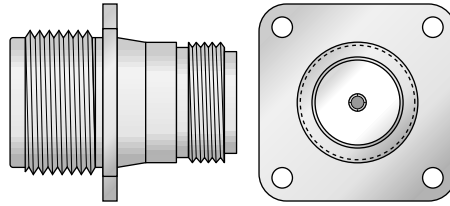


Figure 2 (HN jack-N jack)

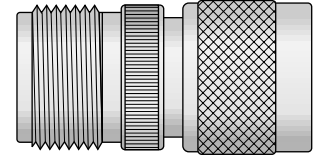


Figure 3 (HN jack-N plug)

Figure	Adapter Ends	Length	Mounting Figure	Plating		Delta P/N
				Body	Contact	
1	HN jack-N jack	1.65	None	Nickel	Silver (C)	2228-000-N001-22
2	HN jack-N jack	1.83	40	Nickel	Silver (C)	2225-000-N401
3	HN jack-N plug	1.56	None	Nickel	Silver (C)	UG-1108/U

Adapters—HN Plug to Other Series

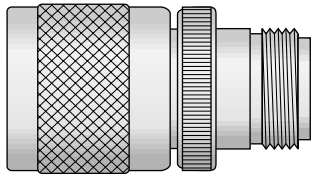


Figure 1 (HN plug-N jack)




Figure 2 (HN plug-N plug)

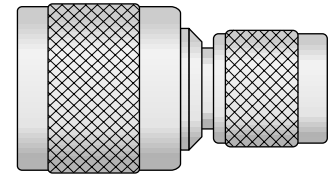


Figure 3 (HN plug-TNC plug)

Figure	Adapter Ends	Length	Mounting Figure	Plating		Delta P/N
				Body	Contact	
1	HN plug-N jack	1.56	None	Nickel	Silver (C)	2234-000-N001-70
2	HN plug-N plug	1.83	None	Nickel	Silver (C)	UG-1107/U
3	HN plug-TNC plug	1.56	None	Nickel	Silver (C)	2234-000-N004-11

Adapter—LC jack to Other Series

Figure 1
(LC jack-N plug)

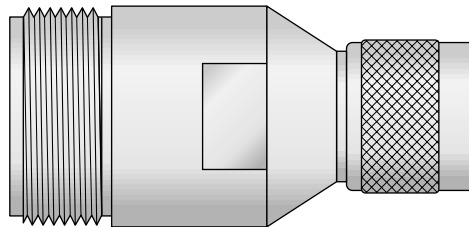


Figure	Adapter Ends	Length	Mounting Figure	Plating		Delta P/N
				Body	Contact	
1	LC jack-N plug	2.39	None	Nickel	Silver (C)	2234-000-N000-78

Adapter—MiniQDS Jack to Other Series

Figure 1
(MiniQDS jack-TNC jack)



Figure	Adapter Ends	Length	Mounting Figure	Plating		Delta P/N
				Body	Contact	
1	MiniQDS jack-TNC jack	1.28	None	Albaloy	Gold (C)	2234-000-Q001-136

(C) in contact plating column indicates captive contact.

Adapters—N Jack to Other Series

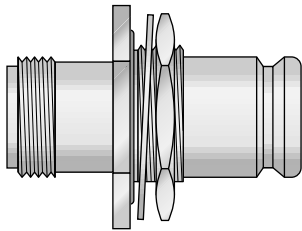


Figure 1 (N jack-QDS jack)

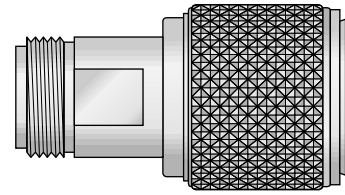
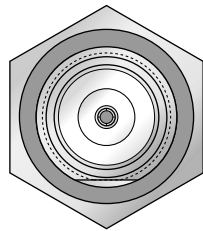


Figure 2 (N jack-QDS plug)

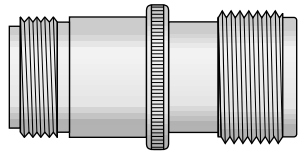


Figure 3 (N jack-SC jack)

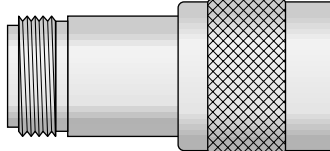


Figure 4 (N jack-SC plug)

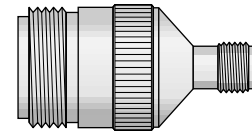


Figure 5 (N jack-SMA jack)

Figure 6
(N jack-SMA jack)

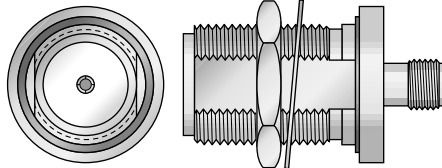


Figure 7
(N jack-SMA jack)

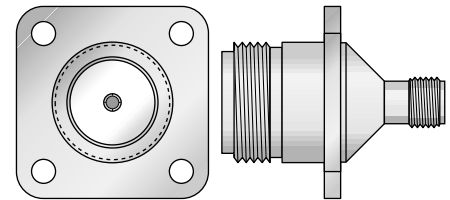


Figure 8
(N jack-SMA plug)

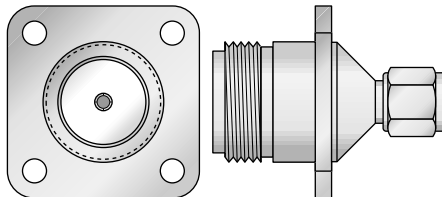


Figure 9
(N jack-TNC jack)

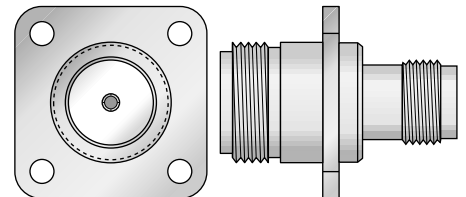


Figure 10 (N jack-TNC jack)

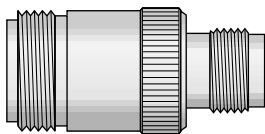


Figure 11 (N jack-TNC plug)

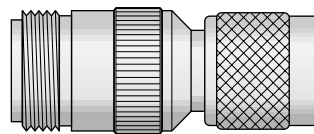


Figure 12 (N jack-UHF plug)

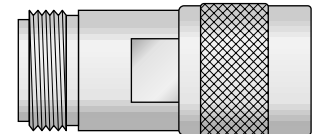


Figure	Adapter Ends	Length	Mounting Figure	Plating		Delta P/N
				Body	Contact	
1	N jack-QDS jack	1.52	51	Albaloy	Gold(C)	2226-000-Q511-1
2	N jack-QDS plug	1.67	None	Silver	Silver (C)	UG-1144/U
3	N jack-SC jack	1.63	None	Nickel	Silver (C)	2228-000-N000-12
4	N jack-SC plug	1.53	None	Nickel	Silver (C)	2234-000-N000-55
5	N jack-SMA jack	1.24	None	Nickel	Gold (C)	2228-000-N00M-10
6	N jack-SMA jack	1.26	72	Nickel	Gold (C)	2226-000-N721-1
7	N jack-SMA jack	1.24	33	Nickel	Gold (C)	2225-000-N331-5
8	N jack-SMA plug	1.28	33	Nickel	Gold (C)	2234-000-N331-3
9	N jack-TNC jack	1.39	33	Nickel	Gold (C)	2225-000-N331-8
10	N jack-TNC jack	1.39	None	Nickel	Gold (C)	2228-000-N001-2
11	N jack-TNC plug	1.53	None	Nickel	Gold (C)	2234-000-N001-9
12	N jack-UHF plug	1.56	None	Nickel	Silver (C)	UG-83B/U

(C) in contact plating column indicates captive contact.

Adapters—N Plug to Other Series

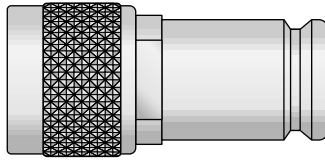


Figure 1
(N plug-QDS jack)

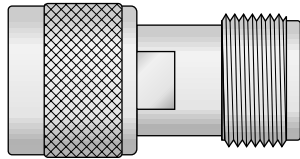


Figure 2
(N plug-SC jack)

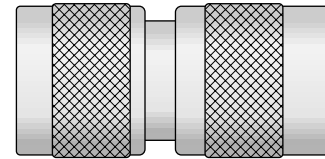


Figure 3
(N plug-SC plug)

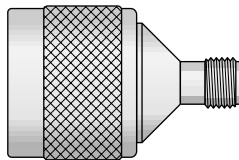


Figure 4
(N plug-SMA jack)

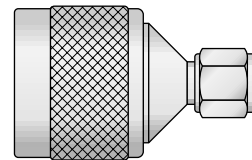


Figure 5
(N plug-SMA plug)

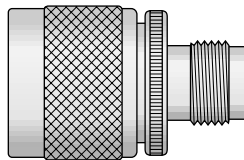


Figure 6
(N plug-TNC jack)

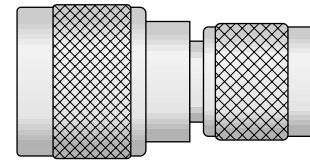


Figure 7
(N plug-TNC plug)

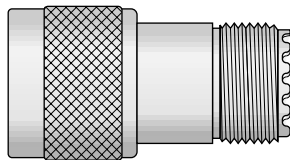


Figure 8
(N plug-UHF jack)

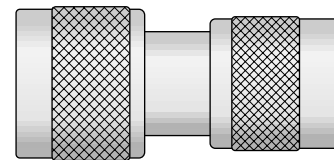


Figure 9
(N plug-UHF plug)

Figure	Adapter Ends	Length	Mounting Figure	Plating		Delta P/N
				Body	Contact	
1	N plug-QDS jack	1.38	None	Albaloy	Gold (C)	2234-000-N000-65
2	N plug-SC jack	1.38	None	Nickel	Silver (C)	2234-000-Q001-131
3	N plug-SC plug	1.70	None	Nickel	Silver (C)	2227-000-N000-3
4	N plug-SMA jack	1.23	None	Nickel	Gold (C)	2234-000-N001-4
5	N plug-SMA plug	1.28	None	Nickel	Gold (C)	2234-000-N00M-39
6	N plug-TNC jack	1.31	None	Nickel	Gold (C)	2234-000-N001-7
7	N plug-TNC plug	1.44	None	Nickel	Silver (C)	2234-000-N000-12
8	N plug-UHF jack	1.50	None	Nickel	Silver (C)	UG-146A/U
9	N plug-UHF plug	1.59	None	Nickel	Silver (C)	2227-000-N000-1

(C) in contact plating column indicates captive contact.

Adapters—SMA Jack to Other Series

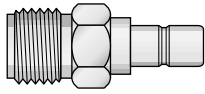


Figure 1
(SMA jack-SMB jack)

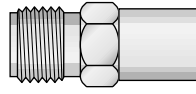


Figure 2
(SMA jack-SMB plug)

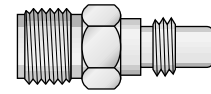


Figure 3
(SMA jack-SMC jack)

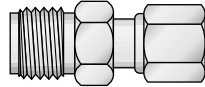


Figure 4
(SMA jack-SMC plug)

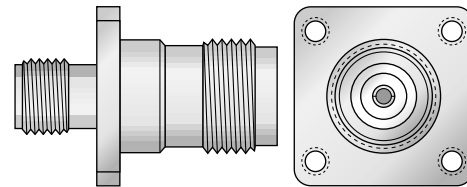


Figure 5
(SMA jack-TNC jack)

Figure	Adapter Ends	Length	Mounting Figure	Plating		Delta P/N
				Body	Contact	
1	SMA jack-SMB jack	.65	None	Nickel	Gold (C)	2234-000-N001-78
2	SMA jack-SMB plug	.64	None	Nickel	Gold (C)	2228-000-N001-15
3	SMA jack-SMC jack	.65	None	Nickel	Gold (C)	2234-000-N001-121
4	SMA jack-SMC plug	.69	None	Nickel	Gold (C)	2234-000-N001-77
5	SMA jack-TNC jack	1.00	07	PSS*	Gold (C)	2225-000-K071-2

* Passivated stainless steel.

Adapters—SMA Plug to Other Series

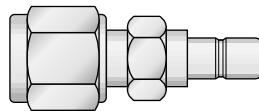


Figure 1
(SMA plug-SMB jack)

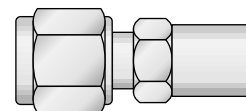


Figure 2
(SMA plug-SMB plug)

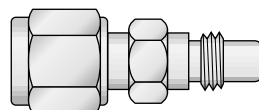


Figure 3
(SMA plug-SMC jack)

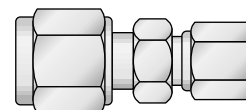
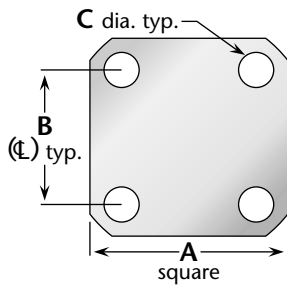
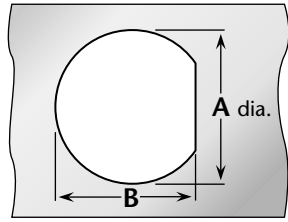
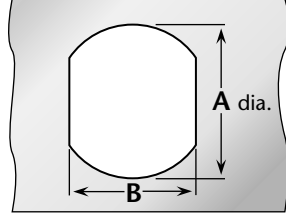


Figure 4
(SMA plug-SMC plug)

Figure	Adapter Ends	Length	Mounting Figure	Plating		Delta P/N
				Body	Contact	
1	SMA plug-SMB jack	.81	None	Nickel	Gold (C)	2234-000-N001-82
2	SMA plug-SMB plug	.88	None	Nickel	Gold (C)	2234-000-N000-69
3	SMA plug-SMC jack	.81	None	Nickel	Gold (C)	2234-000-N001-120
4	SMA plug-SMC plug	.82	None	Nickel	Gold (C)	2234-000-N001-81

(C) in contact plating column indicates captive contact.

Connector Flanges (Panel mounted connectors)			
			
4-hole flanges			
Figure	A	B	C
07	1 ¹ / ₁₆	.500	#3-56 tap
33	1	.718	.125
40	1 ³ / ₁₆	.906	.125

Panel Cutouts (Bulkhead mounted connectors)					
					
D-Hole			Double D-Hole		
Figure	A	B	Figure	A	B
51	.755	.723	69	.755	.692
54	.630	.598	72	.630	.536

Ordering and Warranty Information

Warranty: We warrant our parts to be free from defects in materials and workmanship for one year from date of purchase. During that time, we will repair or replace (at our option) any parts found to be defective.

This warranty does not apply to parts which have been modified, used in conditions exceeding Delta or military specifications, or disassembled. We will not, under any circumstances, be responsible for consequential or incidental damages or installation costs.

No other warranties apply, and no other liability may be assumed or extended by representatives or distributors.

Returns: Returns will be accepted only with a Return Authorization number issued by Delta, and are subject to inspection and acceptance upon arrival. Restocking charges will be determined prior to issuance of Return Authorization.

All claims for shortages must be made within 30 days of receipt by customer.

Ordering Information: Orders are subject to the terms and conditions on our order acknowledgment, which may only be modified by written agreement prior to sale. Order changes, cancellation, or termination will be accepted only with written approval from Delta Electronics Manufacturing.

Copyright, Trademarks, and Patents: Entire contents copyright 2003, Delta Electronics Manufacturing Corporation. Reproduction rights are hereby granted for, and specifically limited to, printing or other reproduction of drawings and specifications for inclusion in specification or source control drawings, or for purchasing procedures, by Delta customers only.

Heli-Grip, *PressMount*, and the New England Craftsmanship logo are trademarks. The Heli-Grip design is covered by U.S. and foreign patents.

Delta Electronics Manufacturing Corporation

416 Cabot Street, P.O. Box 53

Beverly, MA 01915

FSCM/CAGE 00795

Catalog # ABSpdf 1.2 (7/09)